

### Lithium Iron Phosphate Battery

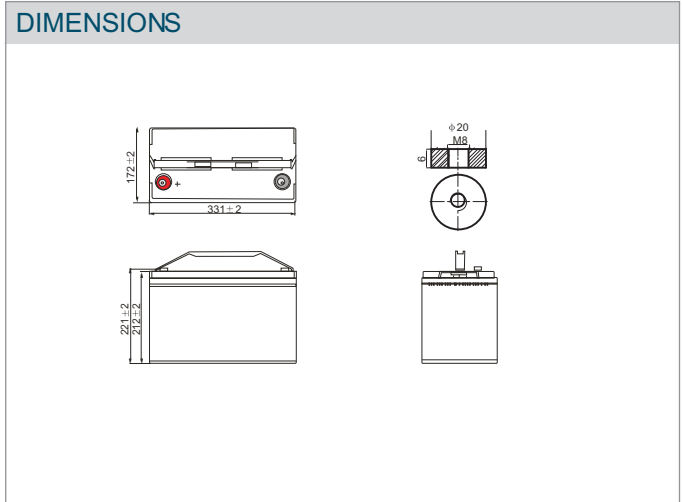
ELECTRICAL CHARACTERISTICS	
Nominal Voltage	12.8 V
Nominal Capacity	100 Ah
Capacity @ 0.2CA	240 min
Internal Resistance @100% SOC	10 mΩ
Cycle Life @100% DOD	>3000 cycles
Efficiency of Charge @ 0.5 C	100%
Efficiency of discharge @ 0.5 C	96~ 99% @0.5 C
Self Discharge	<3% per Month

MECHANICAL SPECIFICATIONS	
Dimensions (L x W x H /TH)	330 x 172 x 215mm
Approx. Weight	11.2kgs
Terminal Type	M8
QTY in series (Battery)	2PCS or Optional
Case Material	ABS
Enclosure Protection	IP66
Cell Type - Chemistry	LiFePO <sub>4</sub>

CHARGE CHARACTERISTICS	
Standard Charge Current (0.2C)	20A
Recommended Charge Current (0.5C)	50A
Maximum Charge Current	50A
Recommended Charge Voltage	14.0V - 14.6V
BMS Charge Voltage Cut - Off	15.6V(3.9± 0.025vpc)
Reconnect Voltage	15.2V(3.8± 0.05vpc)
Balancing Voltage	14.4V(3.6vpc)
Charge Mode @ 0.2C to 14.6V	CC- CV

DISCHARGE CHARACTERISTICS	
Maximum Continuous Discharge Current	100 A
Peak Discharge Current	200 A (< 3s)
BMS Discharge Current Cut-Off	200A ~ 250A (500-1000ms)
Recommended Low Voltage Disconnect	11.0 V
BMS Discharge Voltage Cut-Off	9.28 V (2.32 ±0.08 vpc)
Reconnect Voltage	10.3 V (2.55 ±0.08 vpc)
Short Circuit Protection	1000A (100-350μs)

COMPLIANCE	
Certifications	UN38.3 (battery) CE (battery) UL 1642 & IEC62133 (cells)
Shipping Classification	UN 3480, CLASS 9



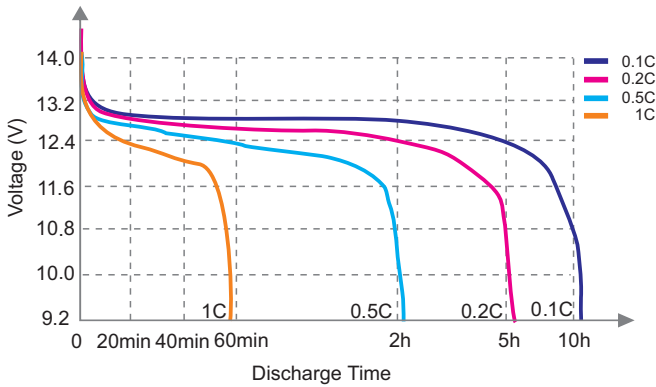
TEMPERATURE	
Charge Temperature	0°C to 55°C
Discharge Temperature	-20°C to 60°C
Storage Temperature	-20°C to 35°C
BMS High-Temperature Cut-Off	75°C
Reconnect Temperature	65°C

HUMIDITY	
Charge Humidity	45 to 85%
Discharge Humidity	45 to 85%
Storage Humidity	45 to 85%

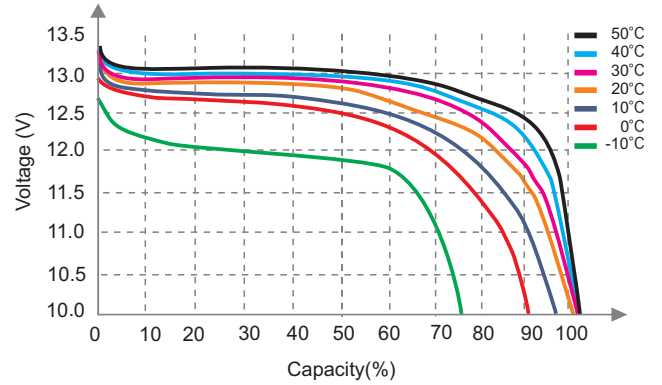
MAIN APPLICATIONS	
Energy Storage / UPS / Marines / RV / EPS / Portable Power Supply / Solar or Wind Power Generation Stations, etc.	

### Lithium Iron Phosphate Battery

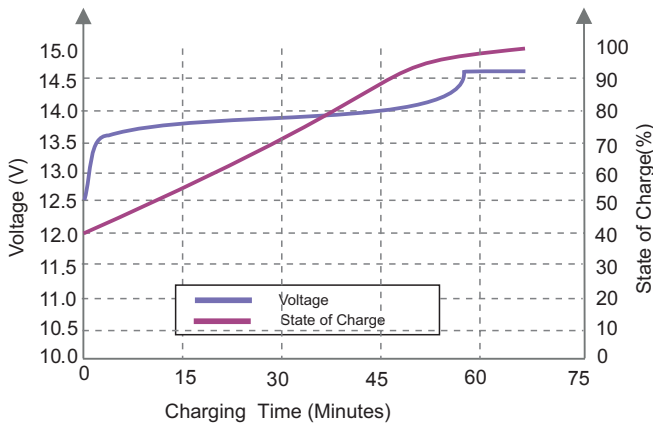
Different Rate Discharge Curve ( 25°C )



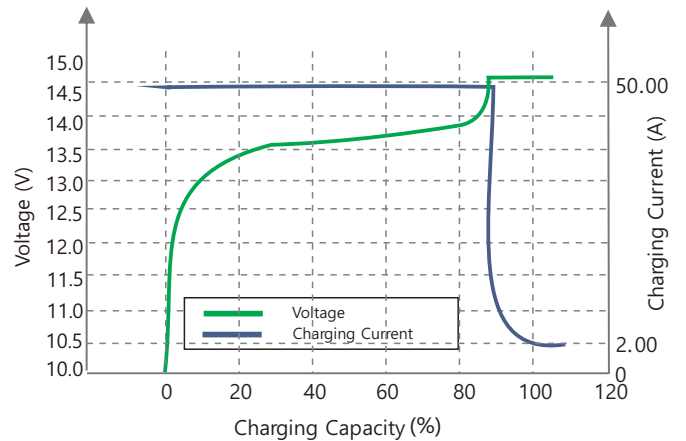
Different Temperature Discharge Curve (40A, 25°C)



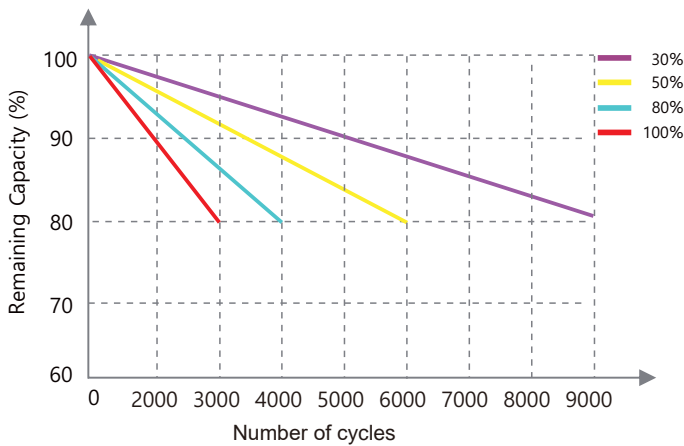
State of Charge Curve (40A, 25°C)



Charging Characteristics (0.5C, 25°C)



Cycle Life vs DOD(D/C @0.5C, 25°C)



Different Temperature Self Discharge Curve

